

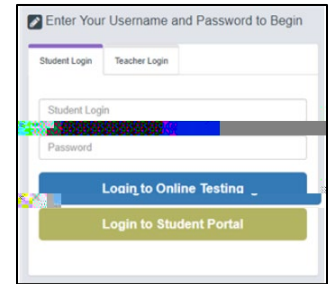


# Student Portal in PM

Students now can go into a student portal to view local and state assessment results.

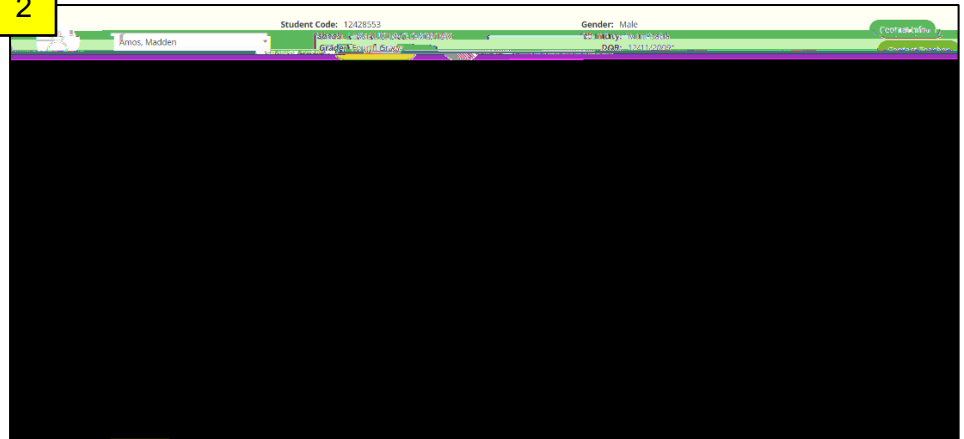
1. They log in as they would to take an assessment in Performance Matters, but instead select “ Login to Student Portal ”.

1



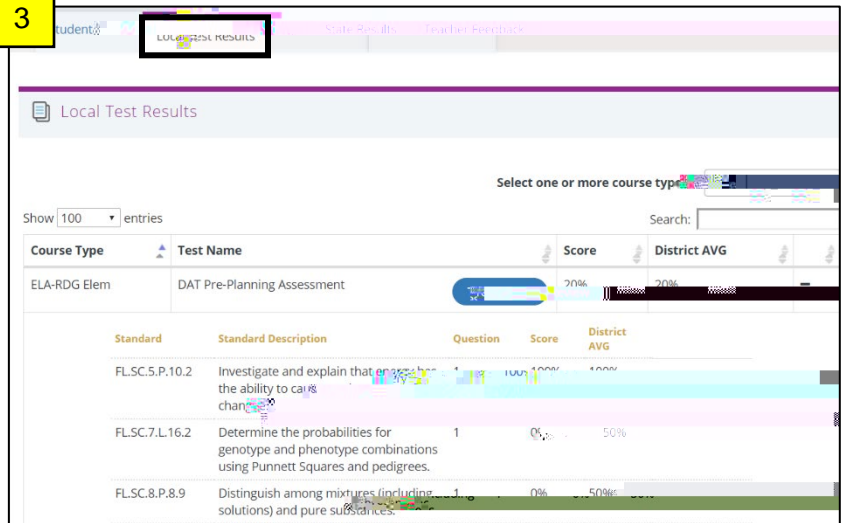
2. The first tab, “ Student Detail ”, displays the student’s schedule, grades and attendance.

2



3. The “Local Test Results” tab shows the assessment results for any assessment given within Performance Matters. There is an option to view tests and items in the portal, the answers they selected, and the correct response. By clicking the plus sign to the far right of the test, students can see the breakdown of their standards performance as well as their comparison to the district.

3



4. The “ State Results ” tab displays state data as well as reporting categories. It displays all historical state data available in the platform.

4

